


CONFIGURATION



R100 CNC Code: 4.100

The CNC configuration comes with the granite metrological column with reference and motorized positioning arm, this configuration allows to emphasize the cilindricity and the straightness of the detail and also to perform measurement automatic cycles granting a very big time saving and high flexibility.










Roundness-Tester R100

The best way to measure



ACCESSORIES

EXPANSION PLATFORM Code: 4.400		6 JAW AUTO-CENTERING CHUCK Code: 4.406		3 JAW AUTO-CENTERING CHUCK Code: 4.405		CALIBRATION SAMPLE GUIZZO Code: 6.201	
Allows to expand the table to a diameter of 250 mm when there are very big pieces to be measured.		Fittable directly on the table, external grip diameter 1-35mm, internal grip diameter 25-95mm.		Fittable directly on the table, internal/external reversible jaws, external grip diameter 1-32mm, internal grip diameter 18-80mm.		Allows the calibration and verification of pickup and electronic board sensitivity, 17 µm nominal step.	
ROUNDNESS SAMPLE Code: 6.200		SAMPLE CYLINDER Code: 6.203		EXTENSION TERMINALS			
Sample hemisphere made of optical glass, typical error <math><0.05 \mu\text{m}</math>, allows control of the table oscillation.		High precision steel cylinder, allows the alignment and verification of parallelism and straightness of the Z axis. Diameter 80 mm, height 300 mm, typical deviation 1 µm.		Extension terminals can be easily interchanged thanks to their threaded coupling.			

TECHNICAL CHARACTERISTICS

	R100 CNC
C table axis	Table diameter 160 mm Maximum load 200 N Centering and leveling: $\pm 3\text{mm} \pm 2^\circ$ Table precision: 0,08 µm
Z Column axis	Effective stroke: 350 mm Motorized, of measurement Straightness error on 100 mm: 0,3 µm Straightness error on 350 mm: 0,8 µm Measurement speed: 0,5-2 mm/s Positioning speed: 0-15 mm/s
R arm axis	Effective stroke: 115 mm Motorized, of positioning Positioning speed: 0-15 mm/s
Calculables parameters	roundness, straightness, cilindricity, conicity, cone shape, concentricity, parallelism, coaxiality, run-out, total run-out, thickness variation
Pickup	Bi-directional with impact protection Measurement range: 0,6 mm Resolution: 0,001 µm
Dimensions	586 x 615 x 815 mm (L x P x H)
Weight	105 kg
Power supply	110-240 V 50-60 Hz

Calibration Centre
ACCREDIA
LAT N° 041

Can the control of a part be more difficult than its construction? We think not!
 The roundness-tester R100 is the Synthesis of our philosophy: ease of installation both in production environments than in metrological rooms,
 big versatility and precision on measurements to be sure of the gotten results.
 Controlling the circular geometries directly on board has always been too much difficult? It won't be this way with the new R100!

10 reasons to choose the roundness-tester R100



R100

Maneuverability

Full mechanic column and table movement system, no need of compressed air.

Performances

High measurement volume, 160 mm table, 350 mm metrological and 115 mm R arm that grants measurements on diameters until 230 mm.

Measurement accuracy

Nanometric measurement resolution, metrological granite column with reference to grant always accurate and reliable measurements.

Ease of use

High level Windows© software that lets the user to analyze also the most complex parameters of circular geometries.



Speed

Capability to perform measurement and positioning automatic cycles with all three axes: table, column and arm.

Practicality

Small dimensions and great weight reduction thanks to the "all in one" philosophy.

Reports

Capability to display and print various kinds of 2D and 3D with surface rendering reports.

Flexibility

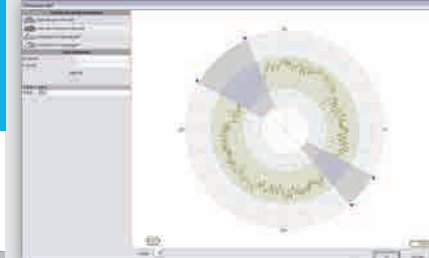
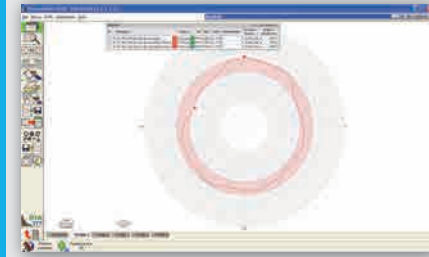
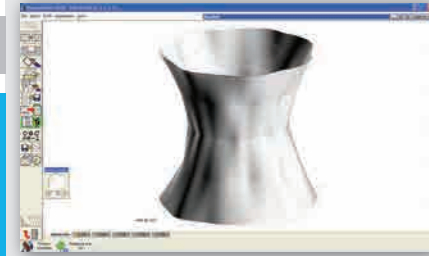
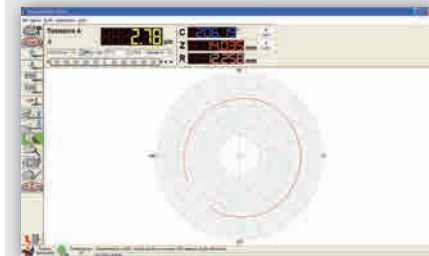
The pickup can be rotated of 90° to enter by side in hollows.

Storage

Measurements can be stored on files or in the internal software database.

Connectivity

USB interface towards the PC and only one power supply cable to be instantly operative.




R100

By following an "all in one" logic, the roundness-tester R100 with few operations is quickly ready to work and has the capability to emphasize all the circular geometries and even the more complex ones measured on a detail.

The instrument comes combined with Circom software that is developed to be extremely intuitive and ease of use, that allows to quickly instruct an operator with a dramatic reduction of training and testing costs.

With the software it is possible to control every movement of the instrument along the three measurement/positioning axes (table, column, arm) by finding for example with only one "click" the contact point on the piece, thus making the positioning operation faster. Thanks to this flexibility it is possible to quickly build programmable measurement cycles to perform serial or complex controls.

Standard measurement cycles are available directly on screen. With them the positioning and profile acquisition phases are already predisposed and a confirmation is enough to go to next phase, performing the measure and quickly getting the results.



The software allows to analyse the following geometrical tolerances:

roundness, straightness, cylindricity, conicity, cone form, concentricity, parallelism, coaxiality, run-out, total run out, thickness variation.

For complex surfaces where interruptions are present, Circom software can exclude them automatically or the operator can operate manually by excluding not compliant profile sections.

For more complex procedures the Wizard philosophy is used, this means that the operator is guided step by step in simple single operations, thus simplifying a lot the whole procedure. This kind of help is used for example for the pickup calibration or for the centering-leveling phase of the detail on the table.

Optional integrative packets can be added to the base module, as for example the harmonic analysis that with the use of the FFT proprietary algorithm allows to analyze each single sinusoidal component of the measured profile, essential in the bearings field.